



## Move Out Inventory & Condition Form

Inspection Date	Technician	Property	Units
03-18-2020	Alison Snyder	Warrington Crossings	H02

<b>LIVING ROOM:</b>	
Walls / Outlets:	Ok
Ceilings / Lights:	Ok
Window:	Ok
Door / Closet:	Ok
Window coverings:	Ok
Other:	Ok
<b>DINING ROOM:</b>	
Walls / Outlets:	Ok
Ceilings / Lights:	Ok
Window:	Ok
Window coverings:	Ok
<b>KITCHEN:</b>	
Electric Meter:	Ok
Cabinets:	Ok
Cabinet Door:	Ok
Cabinet Shelf:	Ok
Cabinet Handle:	Ok
Counter Top:	Ok
Refrigerator (Freezer):	Ok
Refrigerator (Shelf and Bars):	Ok
Refrigerator (Drawers):	Ok
Refrigerator Crisper Glass/Plastic:	Ok
Cleaning Refrigerator:	Not Ok
Charges Type	Clean

Charges	
Comment	Dirty




Dishwasher Rack:	Ok
Dishwasher Silverware Holder:	Ok
Dishwasher Knob:	Ok
Fire Stops:	Ok
Formica/Tiles:	Ok
Stove Knob:	Ok
Microwave:	Ok
Cleaning of Stove:	Not Ok
Charges Type	Clean
Charges	
Comment	Dirty





Ceiling Lights:	Ok
Garbage Disposal:	Ok
Rubber Stopper:	Ok
Oven Door Handle:	Ok
Oven Racks:	Ok
Kitchen Sink:	Ok

Faucet Knobs:	Ok
Floors:	Ok
Faucet:	Ok
Drip Pan:	Ok
Range Hood:	Ok
Range Top:	Ok
Ceiling Light Fixture:	Ok
Backsplash:	Ok
Ceiling Fan:	Ok
Washer/Dryer:	Ok
Wall Outlets:	Ok
Window Coverings:	Ok
Other:	Not Ok
Charges Type	Replace
Charges	
Comment	Fridge door handle broken



<b>BEDROOMS:</b>	
Walls / Outlets:	Ok
Ceilings / Lights:	Ok
Floors / Carpet:	Ok
Window:	Ok
Window coverings:	Ok
Door / Closet:	Ok
Other:	Ok
<b>BATHROOM:</b>	
Medicine Cabinet:	Ok

Mirror Cabinet:	Ok
Vanity Cabinet:	Ok
Sink:	Ok
Toilet Tank Cover:	Ok
Toilet Tank:	Ok
Toilet Bowl:	Ok
Complete Toilet:	Ok
Toilet Paper Holder:	Ok
Shower Head:	Ok
Tub Knob(s):	Ok
Shower Curtain Bar:	Ok
Towel Bar:	Ok
Tub Reglazing:	Ok
Counter Top:	Ok
Soap Dish (Sink):	Ok
Soad Dish (Tub):	Ok
Remove Mildew on Tiles:	Ok
Cleaning Bathroom:	Ok
Wall Outlets:	Ok
Ceiling Lights:	Ok
Floors:	Ok
Formica /Tile:	Ok
Cabinets / Mirror:	Ok
Window:	Ok
Other:	Ok
Is there signs of moisture from outside in the apartment?:	Ok
<b>LOCKS:</b>	
Door Lock:	Ok
Door Knob:	Ok
Fix Door when extra lock is removed:	Ok
Mail-Box Lock:	Ok
Ensure the apartment door has an automatic closure and closes properly. :	Not Ok
Charges Type	Repair
Charges	

Comment	Catching on carpet
	
<b>KEYS:</b>	
Failure To Return Apartment Key:	Not Ok
Charges Type	Replace
Charges	
Comment	No keys
	
Failure To Return Mailbox Key:	Ok
<b>DOORS:</b>	
Apartment Door:	Ok
Solid Core & Steel:	Ok
Frame:	Ok
Hollow:	Ok
<b>PAINTING:</b>	
Over Dark Colors (Per Room):	Ok
Holes in Walls (Each Hole):	Ok
Wallpaper Removal (Per Room):	Ok
Border Removal (Per Room):	Ok
<b>CARPET:</b>	
Shampoo 1 Bedroom:	Ok

Shampoo 2 Bedroom:	Ok
Stain Removal:	Not Ok
Charges Type	Clean
Charges	
Comment	LR stain



Burns:	Ok
Deodorize:	Ok
Pet Treatment (Odor):	Ok
Replace Carpet 1 Bedroom:	Ok
Replace Carpet 2 Bedroom:	Ok
<b>MISCELLANEOUS:</b>	
Remove Debris (Per Bag):	Ok
Removal Of Bulk Items:	Not Ok
Charges Type	Clean
Charges	
Comment	Furniture not removed



Clear Storage Locker:	Ok
Closet Shelves:	Ok
Window Sills:	Ok

Window Screen(s) each:	Ok
Broken Window Glass (Per Pane):	Ok
Mini Blind(s) each:	Ok
Vertical Blinds:	Ok
Sliding Mirror/Glass Door (2):	Ok
Carbon Monoxide Detector:	Ok
Smoke Detector Alarm:	Ok
Fire extinguisher:	Ok
Cabinet Equipment:	Ok
Vinly Tile Kitchen:	Ok
Vinly Tile Bathroom:	Ok
Exhaust Fan:	Ok
Phone Jack:	Ok
Fan Blades:	Ok
Light Globes:	Ok
Door Intercom System:	Ok
Switch Plate Covers:	Ok
Rallings:	Ok
Outside Lights:	Ok
Stoppage by foreign object in any drain:	Ok
Thermostat Cover:	Ok
Cleaning of Apartment:	Ok
Common Area damaged during moveout:	Ok
If fire stops have been installed throughout the property, ensure fire stops are installed.:	Ok
<b>OVERALL:</b>	
Signs of Moisture outside the apartment:	Ok
Signs of Moisture inside the apartment:	Not Ok
Charges Type	Repair
Charges	
Comment	Foundation leak



<b>RENOVATED UNITS:</b>	
No stabbing of wires into the back of outlet, they are to be put around the screw.:	Ok
All electrical boxes are to be secure in place and not hanging.:	Ok
Do not overload the circuits.:	Ok
On GFCI outlets the hot wire goes to the line side on the fixture and not the load side.:	Ok
Ground wires are to be hook up.:	Ok
Make sure all wires are connected properly and tight and correct wire nut use.:	Ok
Plastic boxes are not to be surface-mounted, with a utility box.:	Ok
Disposal and dishwasher are to be plug in and not hot hard wired.:	Ok
<b>BATHROOM RENOVATION:</b>	
Using 1/2 inch hardi board around the wet area of the tub.:	Ok
Remove of old drums trap and installing P traps for tub drains.:	Ok
Replace the 1/2 inch copper water lines.:	Ok
Removal of all sheetrock in the bathroom.:	Ok
Install new 1/2 inch ball valves and remove the old gates valves.:	Ok
Resident	

Lindy Community Representative Name

Alison Snyder





Forwarding Mailing Address	Did not provide
Date Resident Turned in Keys	
Technician	Alison Snyder
Resident not available for signature	YES
Resident refused Signature	NO