




Move Out Inventory & Condition Form

Inspection Date	Technician	Property	Units
03-13-2020	Nancy Benner	7400 Roosevelt	A114

LIVING ROOM:	
Walls / Outlets:	Ok
Ceilings / Lights:	Ok
Window:	Ok
Door / Closet:	Ok
Window coverings:	Ok
Other:	Ok
DINING ROOM:	
Walls / Outlets:	Ok
Ceilings / Lights:	Ok
Window:	Ok
Window coverings:	Ok
KITCHEN:	
Electric Meter:	Ok
Cabinets:	Ok
Cabinet Door:	Ok
Cabinet Shelf:	Ok
Cabinet Handle:	Ok
Counter Top:	Ok
Refrigerator (Freezer):	Ok
Refrigerator (Shelf and Bars):	Ok
Refrigerator (Drawers):	Ok
Refrigerator Crisper Glass/Plastic:	Ok
Cleaning Refrigerator:	Not Ok
Charges Type	Clean

Charges	
Comment	Fridge/freezer not cleaned




Dishwasher Rack:	Ok
Dishwasher Silverware Holder:	Ok
Dishwasher Knob:	Ok
Fire Stops:	Ok
Formica/Tiles:	Ok
Stove Knob:	Ok
Microwave:	Ok
Cleaning of Stove:	Not Ok
Charges Type	Clean
Charges	
Comment	Oven/stove dirty



Ceiling Lights:	Ok
Garbage Disposal:	Ok
Rubber Stopper:	Ok
Oven Door Handle:	Ok
Oven Racks:	Ok
Kitchen Sink:	Ok

Faucet Knobs:	Ok
Floors:	Ok
Faucet:	Ok
Drip Pan:	Ok
Range Hood:	Ok
Range Top:	Ok
Ceiling Light Fixture:	Ok
Backsplash:	Ok
Ceiling Fan:	Ok
Washer/Dryer:	Ok
Wall Outlets:	Ok
Window Coverings:	Ok
Other:	Ok
BEDROOMS:	
Walls / Outlets:	Ok
Ceilings / Lights:	Ok
Floors / Carpet:	Ok
Window:	Ok
Window coverings:	Ok
Door / Closet:	Ok
Other:	Ok
BATHROOM:	
Medicine Cabinet:	Ok
Mirror Cabinet:	Ok
Vanity Cabinet:	Ok
Sink:	Ok
Toilet Tank Cover:	Ok
Toilet Tank:	Ok
Toilet Bowl:	Ok
Complete Toilet:	Ok
Toilet Paper Holder:	Ok
Shower Head:	Ok
Tub Knob(s):	Ok
Shower Curtain Bar:	Ok

Towel Bar:	Ok
Tub Reglazing:	Ok
Counter Top:	Ok
Soap Dish (Sink):	Ok
Soad Dish (Tub):	Ok
Remove Mildew on Tiles:	Ok
Cleaning Bathroom:	Ok
Wall Outlets:	Ok
Ceiling Lights:	Ok
Floors:	Ok
Formica /Tile:	Ok
Cabinets / Mirror:	Ok
Window:	Ok
Other:	Ok
Is there signs of moisture from outside in the apartment?:	Ok
LOCKS:	
Door Lock:	Ok
Door Knob:	Ok
Fix Door when extra lock is removed:	Ok
Mail-Box Lock:	Ok
Ensure the apartment door has an automatic closure and closes properly. :	Ok
KEYS:	
Failure To Return Apartment Key:	Not Ok
Charges Type	Replace
Charges	
Comment	Keys not returned



Failure To Return Mailbox Key:	Not Ok
Charges Type	Replace
Charges	
Comment	Failure to return keys




DOORS:	
Apartment Door:	Ok
Solid Core & Steel:	Ok
Frame:	Ok
Hollow:	Ok
PAINTING:	
Over Dark Colors (Per Room):	Ok
Holes in Walls (Each Hole):	Ok
Wallpaper Removal (Per Room):	Ok
Border Removal (Per Room):	Ok
CARPET:	
Replace Carpet 2 Bedroom:	Not Ok
Charges Type	Replace
Charges	
Comment	Must replace due to bleach stains throughout



MISCELLANEOUS:	
Remove Debris (Per Bag):	Not Ok
Charges Type	Clean
Charges	
Comment	One bag of trash



Removal Of Bulk Items:	Not Ok
Charges Type	Clean
Charges	
Comment	Remove table/electronic



Clear Storage Locker:	Ok
Closet Shelves:	Ok
Window Sills:	Ok
Window Screen(s) each:	Ok
Broken Window Glass (Per Pane):	Ok
Mini Blind(s) each:	Ok
Vertical Blinds:	Ok
Sliding Mirror/Glass Door (2):	Ok
Carbon Monoxide Detector:	Ok
Smoke Detector Alarm:	Ok

Fire extinguisher:	Ok
Cabinet Equipment:	Ok
Vinly Tile Kitchen:	Ok
Vinly Tile Bathroom:	Ok
Exhaust Fan:	Ok
Phone Jack:	Ok
Light Globes:	Ok
Door Intercom System:	Ok
Switch Plate Covers:	Ok
Rallings:	Ok
Outside Lights:	Ok
Stoppage by foreign object in any drain:	Ok
Thermostat Cover:	Ok
Cleaning of Apartment:	Ok
Common Area damaged during moveout:	Ok
If fire stops have been installed throughout the property, ensure fire stops are installed.:	Ok
OVERALL:	
Signs of Moisture inside the apartment:	Ok
Signs of Moisture outside the apartment:	Ok
RENOVATED UNITS:	
Make sure all wires are connected properly and tight and correct wire nut use.:	Ok
Plastic boxes are not to be surface-mounted, with a utility box.:	Ok
Disposal and dishwasher are to be plug in and not hot hard wired.:	Ok
No stabbing of wires into the back of outlet, they are to be put around the screw.:	Ok
All electrical boxes are to be secure in place and not hanging.:	Ok
Do not overload the circuits.:	Ok
On GFCI outlets the hot wire goes to the line side on the fixture and not the load side.:	Ok
Ground wires are to be hook up.:	Ok
BATHROOM RENOVATION:	
Install new 1/2 inch ball valves and remove the old gates valves.:	Ok
Using 1/2 inch hardi board around the wet area of the tub.:	Ok
Remove of old drums trap and installing P traps for tub drains.:	Ok

Replace the 1/2 inch copper water lines.:	Ok
Removal of all sheetrock in the bathroom.:	Ok
Resident	

Lindy Community Representative Name	Nancy Benner
-------------------------------------	--------------



Forwarding Mailing Address	Skip no given
Date Resident Turned in Keys	03-13-2020
Technician	Nancy Benner
Resident not available for signature	YES
Resident refused Signature	NO