



Make Ready Checklist Inspection

Inspection Date	Technician	Property	Units
11-21-2023	Andrea Reusser	Rosedale Court	A09

LIVING ROOM:	
Ceilings / Lights:	Ok
Door / Closet:	Not Ok
Charges Type	
Charges	0
Comment	Wire shelving not installed




Other:	Ok
Walls / Outlets:	Ok
Window:	Ok
Window coverings:	Ok

DINING ROOM:	
Ceilings / Lights:	Not Ok
Charges Type	
Charges	0
Comment	Ceiling fan light doesn't turn on. Chain does not pull- broken or stuck



Walls / Outlets:	Not Ok
Charges Type	
Charges	0
Comment	Light switches dirty



Window:	Ok
Window coverings:	Ok

KITCHEN:	
Backsplash:	Ok
Cabinets:	Ok
Ceiling Fan:	Ok
Ceiling Light Fixture:	Ok
Ceiling Lights:	Ok
Cleaning of Stove:	Ok
Counter Top:	Ok
Dishwasher:	Ok
Drip Pan:	Ok
Electric Meter:	Ok
Faucet:	Ok

Faucet Knobs:	Ok
Floors:	Ok
Formica/Tiles:	Ok
Garbage Disposal:	Ok
Kitchen Sink:	Ok
Microwave:	Ok
Other:	Ok
Oven / Range:	Ok
Oven Door Handle:	Ok
Oven Racks:	Ok
Range Top:	Ok
Refrigerator (Freezer):	Ok
Rubber Stopper:	Ok
Stove Knob:	Ok
Verify that either a Fire Stop (under the microwave) or FireAvert (behind the stove) exists.:	Ok
Wall Outlets:	Ok
Washer/Dryer:	Ok
Window Coverings:	Ok

BEDROOMS:	
Ceilings / Lights:	Ok
Door / Closet:	Not Ok
Charges Type	
Charges	0
Comment	No wire shelving Items left in closet



Floors / Carpet:	Ok
Other:	Ok

Walls / Outlets:	Ok
Window:	Ok
Window coverings:	Ok

BATHROOM:	
Cabinets / Mirror:	N/A
Ceiling Lights:	Not Ok
Charges Type	
Charges	0
Comment	Light is upside down




Cleaning Bathroom:	Ok
Complete Toilet:	Ok
Counter Top:	Ok
Floors:	Ok
Formica /Tile:	N/A
Is there signs of moisture from outside in the apartment?:	Ok
Medicine Cabinet:	Ok
Mirror Cabinet:	Ok
Other:	Ok
Remove Mildew on Tiles:	N/A
Shower Curtain Bar:	Ok
Shower Head:	Ok
Sink:	Ok
Soad Dish (Tub):	Ok
Soap Dish (Sink):	Ok
Toilet Paper Holder:	Ok
Toilet Tank:	Ok

Towel Bar:	Ok
Tub Knob(s):	Ok
Tub Reglazing:	N/A
Vanity Cabinet:	Ok
Wall Outlets:	Ok
Window:	N/A

LOCKS:	
Door Knob:	Ok
Door Lock:	Ok
Ensure the apartment door has an automatic closure and closes properly. :	Ok
Fix Door when extra lock is removed:	Ok
Mail-Box Lock:	Ok

KEYS:	
Failure To Return Apartment Key:	Ok
Failure To Return Mailbox Key:	Ok

DOORS:	
Apartment Door:	Not Ok
Charges Type	
Charges	0
Comment	Dented, waiting on replacement.



Apartment Door closes automatically:	Not Ok
Charges Type	
Charges	0
Comment	Doesn't close



Frame:	Ok
Hollow:	Ok
Solid Core & Steel:	Ok

PAINTING:	
Border Removal (Per Room):	Ok
Holes in Walls (Each Hole):	Ok
Over Dark Colors (Per Room):	Ok
Wallpaper Removal (Per Room):	Ok

CARPET:	
Burns:	Ok
Deodorize:	Ok
Pet Treatment (Odor):	Ok
Replace Carpet 1 Bedroom:	Ok
Replace Carpet 2 Bedroom:	Ok
Shampoo 1 Bedroom:	Ok
Shampoo 2 Bedroom:	Ok
Stain Removal:	Ok

MISCELLANEOUS:	
Broken Window Glass (Per Pane):	N/A
Cabinet Equipment:	Not Ok
Charges Type	
Charges	0
Comment	Replace sink liner and reattach item under sink. Seal gap under sink



Cleaning of Apartment:	Ok
Clear Storage Locker:	N/A
Closet Shelves:	Not Ok
Charges Type	
Charges	0
Comment	All wooden- wire not installed



Common Area damaged during moveout:	N/A
Door Intercom System:	N/A
Exhaust Fan:	N/A
Fan Blades:	N/A
If fire stops have been installed throughout the property, ensure fire stops are installed.:	N/A
Light Globes:	Ok
Mini Blind(s) each:	N/A
Outside Lights:	N/A
Phone Jack:	N/A
Rallings:	N/A
Sliding Mirror/Glass Door (2):	Ok
Stoppage by foreign object in any drain:	Ok
Switch Plate Covers:	Ok

Thermostat Cover:	Ok
Vertical Blinds:	N/A
Vinly Tile Bathroom:	N/A
Vinly Tile Kitchen:	N/A
Window Screen(s) each:	Ok
Window Sills:	Ok

OVERALL:	
Signs of Moisture inside the apartment:	Ok
Signs of Moisture outside the apartment:	Ok

RENOVATED UNITS:	
All electrical boxes are to be secure in place and not hanging.:	Ok
Disposal and dishwasher are to be plug in and not hot hard wired.:	Ok
Do not overload the circuits.:	Ok
Ground wires are to be hook up.:	Ok
Make sure all wires are connected properly and tight and correct wire nut use.:	Ok
No stabbing of wires into the back of outlet, they are to be put around the screw.:	Ok
On GFCI outlets the hot wire goes to the line side on the fixture and not the load side.:	Ok
Plastic boxes are not to be surface-mounted, with a utility box.:	Ok

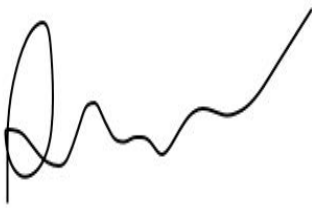
BATHROOM RENOVATION:	
Install new 1/2 inch ball valves and remove the old gates valves.:	Ok
Removal of all sheetrock in the bathroom.:	Ok
Remove of old drums trap and installing P traps for tub drains.:	Ok
Replace the 1/2 inch copper water lines.:	Ok
Using 1/2 inch hardi board around the wet area of the tub.:	Ok

Resident	
----------	--



Lindy Community Representative Name

Andrea Reusser



Technician

Andrea Reusser

Resident not available for signature