



Make Ready Checklist Inspection

Inspection Date	Technician	Property	Units
09-22-2022	Naima Muhammad	Meadowbrook	307

LIVING ROOM:	
Ceilings / Lights:	Ok
Door / Closet:	Ok
Other:	Ok
Walls / Outlets:	Ok
Window:	Ok
Window coverings:	Ok

DINING ROOM:	
Ceilings / Lights:	Ok
Walls / Outlets:	Ok
Window:	Ok
Window coverings:	Ok

KITCHEN:	
Backsplash:	Ok
Cabinets:	Ok
Ceiling Fan:	Ok
Ceiling Light Fixture:	Ok
Ceiling Lights:	Ok
Cleaning of Stove:	Ok
Counter Top:	Ok
Dishwasher:	Ok
Drip Pan:	Ok
Electric Meter:	Ok
Faucet:	Ok

Faucet Knobs:	Ok
Floors:	Ok
Formica/Tiles:	Ok
Garbage Disposal:	Ok
Kitchen Sink:	Ok
Microwave:	Ok
Other:	Ok

Oven / Range:	
Oven drip pan:	Not Ok
Charges Type	
Charges	0
Comment	Needs cleaning in the button of stove



Oven Door Handle:	Ok
Oven Racks:	Ok
Range Top:	Ok
Refrigerator (Freezer):	Ok
Rubber Stopper:	Ok
Stove Knob:	Ok
Verify that either a Fire Stop (under the microwave) or FireAvert (behind the stove) exists.:	Ok
Wall Outlets:	Ok
Washer/Dryer:	Ok
Window Coverings:	Ok

BEDROOMS:	
Ceilings / Lights:	Ok
Door / Closet:	Ok

Floors / Carpet:	Ok
Other:	Ok
Walls / Outlets:	Ok
Window:	Ok
Window coverings:	Ok

BATHROOM:	
Cabinets / Mirror:	Ok
Ceiling Lights:	Ok
Cleaning Bathroom:	Ok
Complete Toilet:	Ok
Counter Top:	Ok
Floors:	Ok
Formica /Tile:	Ok
Is there signs of moisture from outside in the apartment?:	Ok
Medicine Cabinet:	Ok
Mirror Cabinet:	Ok
Other:	Ok
Remove Mildew on Tiles:	Ok
Shower Curtain Bar:	Ok
Shower Head:	Ok
Sink:	Ok
Soad Dish (Tub):	Ok
Soap Dish (Sink):	Ok
Toilet Paper Holder:	Ok
Toilet Tank:	Ok
Towel Bar:	Ok
Tub Knob(s):	Ok
Tub Reglazing:	Ok
Vanity Cabinet:	Ok
Wall Outlets:	Ok
Window:	Ok

LOCKS:	
---------------	--

Door Knob:	Ok
Door Lock:	Ok
Ensure the apartment door has an automatic closure and closes properly. :	Ok
Fix Door when extra lock is removed:	Ok
Mail-Box Lock:	Ok

KEYS:	
Failure To Return Apartment Key:	Ok
Failure To Return Mailbox Key:	Ok


DOORS:	
Apartment Door:	Ok
Apartment Door closes automatically:	Ok
Frame:	Ok
Hollow:	Ok
Solid Core & Steel:	Ok

PAINTING:	
Border Removal (Per Room):	Ok
Holes in Walls (Each Hole):	Ok
Over Dark Colors (Per Room):	Ok
Wallpaper Removal (Per Room):	Ok

CARPET:	
Burns:	Ok
Deodorize:	Ok
Pet Treatment (Odor):	Ok
Replace Carpet 1 Bedroom:	Ok
Replace Carpet 2 Bedroom:	Ok
Shampoo 1 Bedroom:	Ok
Shampoo 2 Bedroom:	Ok
Stain Removal:	Ok

MISCELLANEOUS:	
Broken Window Glass (Per Pane):	Ok
Cabinet Equipment:	Ok

Carbon Monoxide Detector:	Ok
Cleaning of Apartment:	Ok
Clear Storage Locker:	Ok
Closet Shelves:	Ok
Common Area damaged during moveout:	Ok
Confirm you have installed or there is in place a stainless steel toilet tank water connector.:	Ok
Door Intercom System:	Ok
Exhaust Fan:	Ok
Fan Blades:	Ok
Fire extinguisher:	Not Ok
Charges Type	
Charges	0
Comment	No fire extinguisher



If fire stops have been installed throughout the property, ensure fire stops are installed.:	Ok
Light Globes:	Ok
Mini Blind(s) each:	Ok
Outside Lights:	Ok
Phone Jack:	Ok
Rallings:	Ok
Removal Of Bulk Items:	Ok
Remove Debris (Per Bag):	Ok
Sliding Mirror/Glass Door (2):	Ok
Smoke Detector Alarm:	Ok
Stoppage by foreign object in any drain:	Ok
Switch Plate Covers:	Ok
Thermostat Cover:	Ok

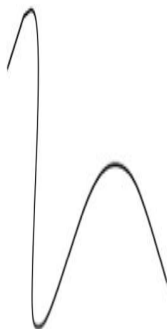
Vertical Blinds:	Ok
Vinly Tile Bathroom:	Ok
Vinly Tile Kitchen:	Ok
Window Screen(s) each:	Ok
Window Sills:	Ok

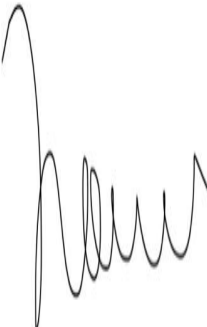
OVERALL:	
Signs of Moisture inside the apartment:	Ok
Signs of Moisture outside the apartment:	Ok

RENOVATED UNITS:	
All electrical boxes are to be secure in place and not hanging.:	Ok
Disposal and dishwasher are to be plug in and not hot hard wired.:	Ok
Do not overload the circuits.:	Ok
Ground wires are to be hook up.:	Ok
Make sure all wires are connected properly and tight and correct wire nut use.:	Ok
No stabbing of wires into the back of outlet, they are to be put around the screw.:	Ok
On GFCI outlets the hot wire goes to the line side on the fixture and not the load side.:	Ok
Plastic boxes are not to be surface-mounted, with a utility box.:	Ok

BATHROOM RENOVATION:	
Install new 1/2 inch ball valves and remove the old gates valves.:	Ok
Removal of all sheetrock in the bathroom.:	Ok
Remove of old drums trap and installing P traps for tub drains.:	Ok
Replace the 1/2 inch copper water lines.:	Ok
Using 1/2 inch hardi board around the wet area of the tub.:	Ok

Resident	307
----------	-----



Lindy Community Representative Name	Naima Muhammad
	
Technician	Naima Muhammad
Resident not available for signature	
Resident refused Signature	